


Discretionary Asset Management Mandates

FFA Asset Management Department

February 2019



FFA Private Bank

- Founded in 1994
- Privately held
- Shareholder's equity of USD 43 million
- Basel III CET1 ratio (or CAR) of 30.00%
- Regulated by the Central Bank of Lebanon
- Headquartered in Beirut

Services

- Capital Markets & Online Trading
- Private Wealth Management
- Asset Management
- Research
- Corporate & Investment Banking
- Real Estate

Subsidiaries

- FFA Capital Limited
- FFA Private Bank (Dubai) Limited operating from the DIFC and regulated by the DFSA
- FFA Real Estate SAL

FFA Asset Management offers:

- In House Funds
- Discretionary Asset Management Mandates
- Third Party Funds and Structured Products



FFA Asset Management manages the following:

Equity Funds:

FFA MENA Equity Fund

Bond Funds:

FFA International Bond Fund

FFA Fixed Income MENA Fund

Balanced Funds:

FFA Global Opportunity Investment Fund

Capacity to access third party funds:

► The team is responsible for:

- Identifying
- Selecting
- Studying
- Following
- Monitoring
- Providing access to

the best performing
hedge funds and
mutual funds in the
industry



Quantitative factors (return, volatility, sharpe ratio, max drawdown, assets under management...) and qualitative factors (manager's qualifications, team's qualifications, investment process...) are used to determine those industry leading hedge funds and mutual funds.

FFA Asset Management offers expertise across wealth management disciplines to help clients advance towards their goals by:

- Consistently keeping clients informed
- Focusing on risk-adjusted returns
- Rapidly adjusting to tactical opportunities and risks
- Standing by clients through market cycles
- Understanding that clients' needs are of paramount importance
- Focusing on clients' needs

The Relationship Manager along with the FFA Asset Management team meets with the investor to discuss his goals and investments style:


- Focusing on client service and business ethics
- Identifying and matching the risk tolerance and return requirement to a diversified asset mix

Discretionary Management Advantages

Delegation: The discretionary mandate is suitable for investors who prefer to delegate the management of their assets to a professional portfolio manager.

Diversification: A well diversified portfolio helps reduce investment risk and optimize performance.

Information: Regular performance reports and updates are sent to the client



Diversification can help an investor manage risk and reduce the volatility of an asset's price movements. Remember though, that no matter how diversified your portfolio is, risk can never be eliminated completely. You can reduce risk associated with individual stocks, but general market risks affect nearly every stock. So it is important to diversify also among different asset classes. The key is to find a balance between risk and return; this ensures that you achieve your financial goals while still getting a good night's rest

Steps to construct a portfolio

I. Understand:

Risk Profile : Risk tolerance & risk capacity

Return Requirement: Absolute return/relative return

II. Propose:

One of four investment strategies
(minimum investment: USD250,000)

Tailored investment solutions
(starting: USD 1,000,000)

III. Implement:

Selection of investment solutions

Periodic reviews & reallocation

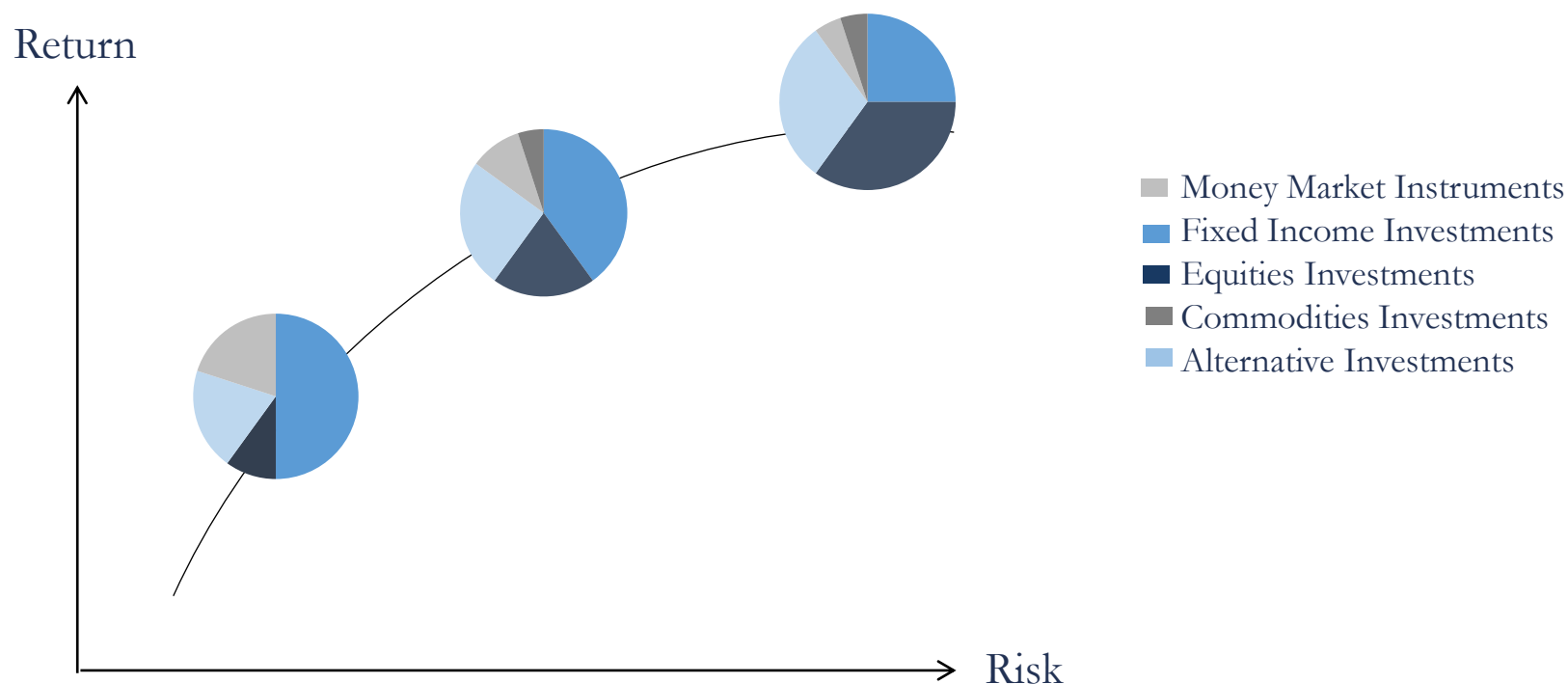
IV. Review:

Review of investment results

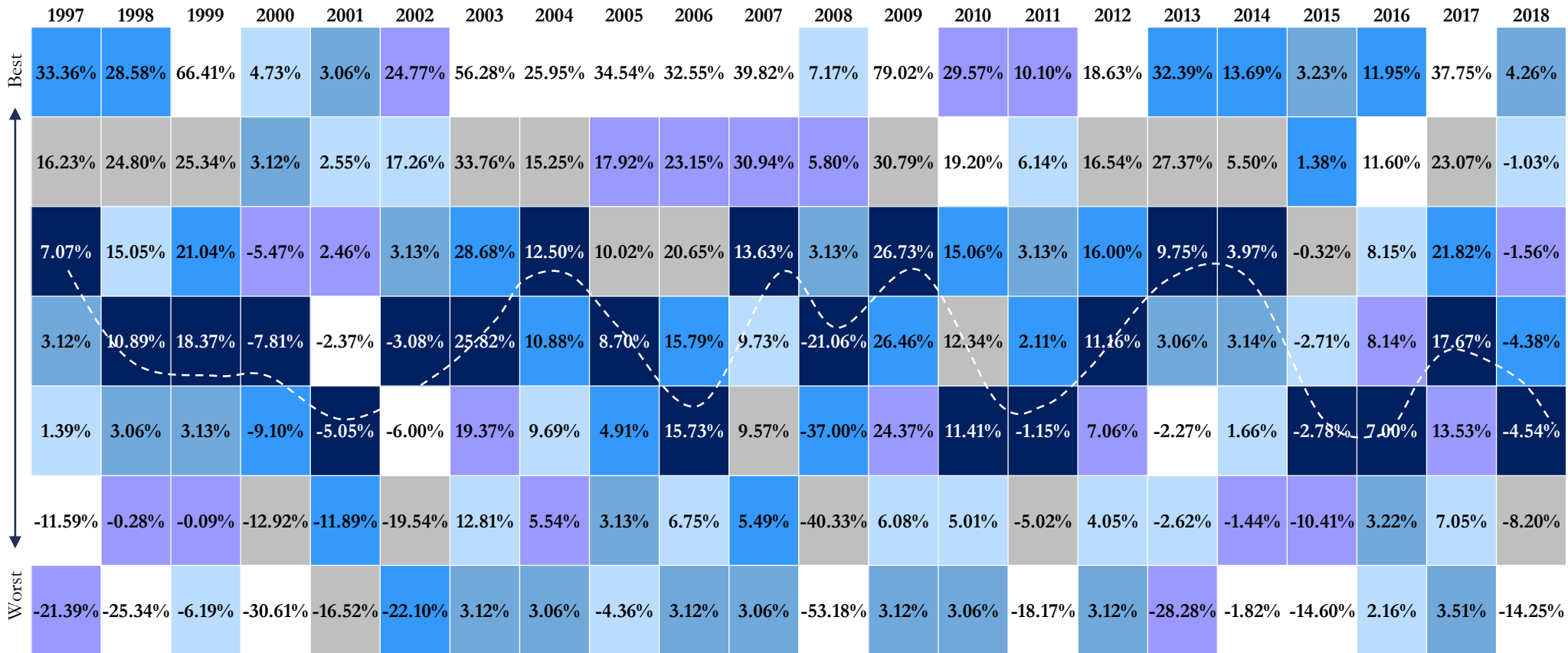
Review of investment profile

Strategic Asset Allocation

The primary goal of a strategic asset allocation is to create an asset mix that will provide the optimal balance between expected risk and return for a long-term investment horizon. By investing in more than one asset category, one will reduce the risk of loss and the portfolio's overall investment returns will have a smoother ride. Investment horizon is long-term.

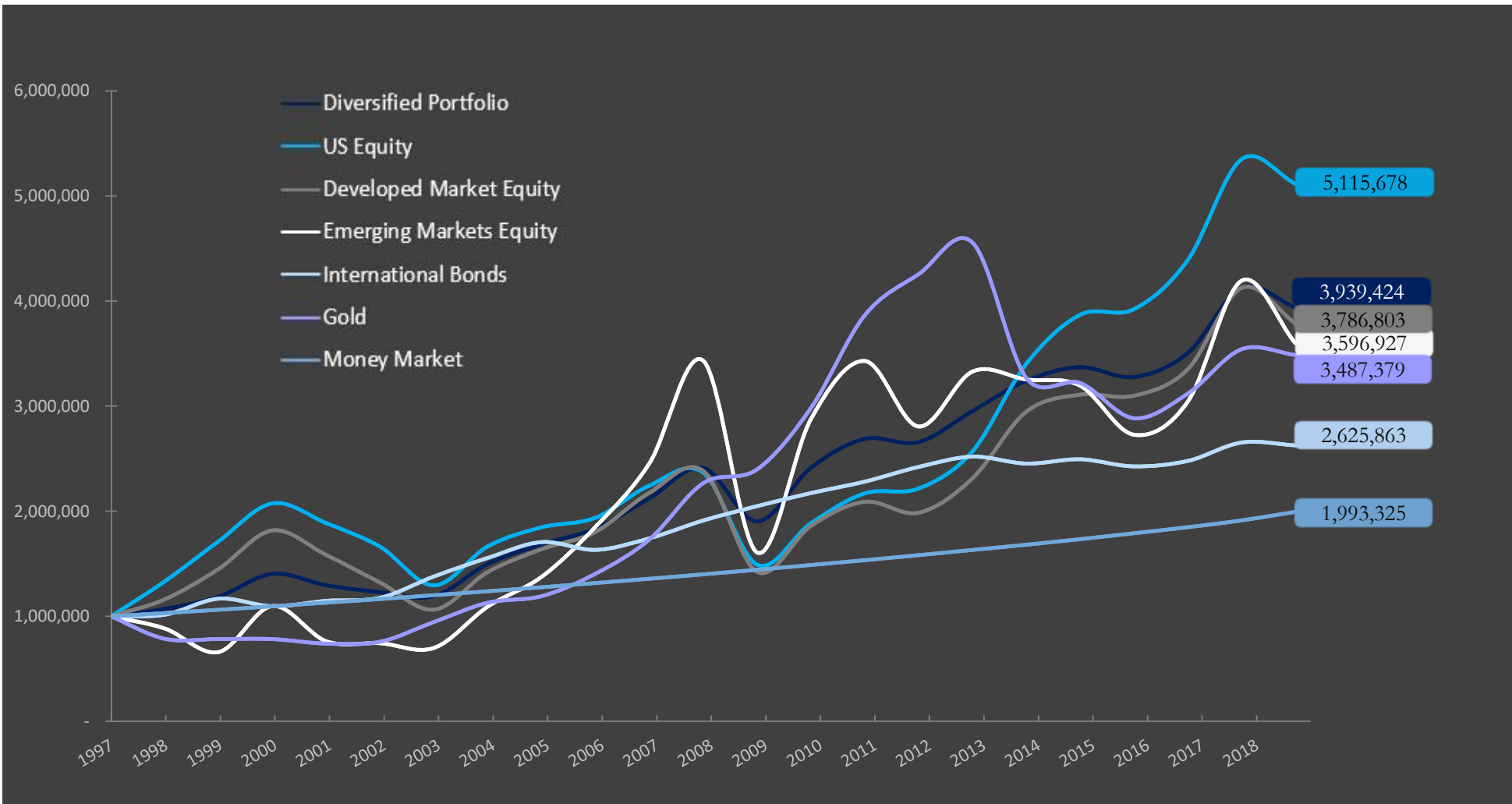


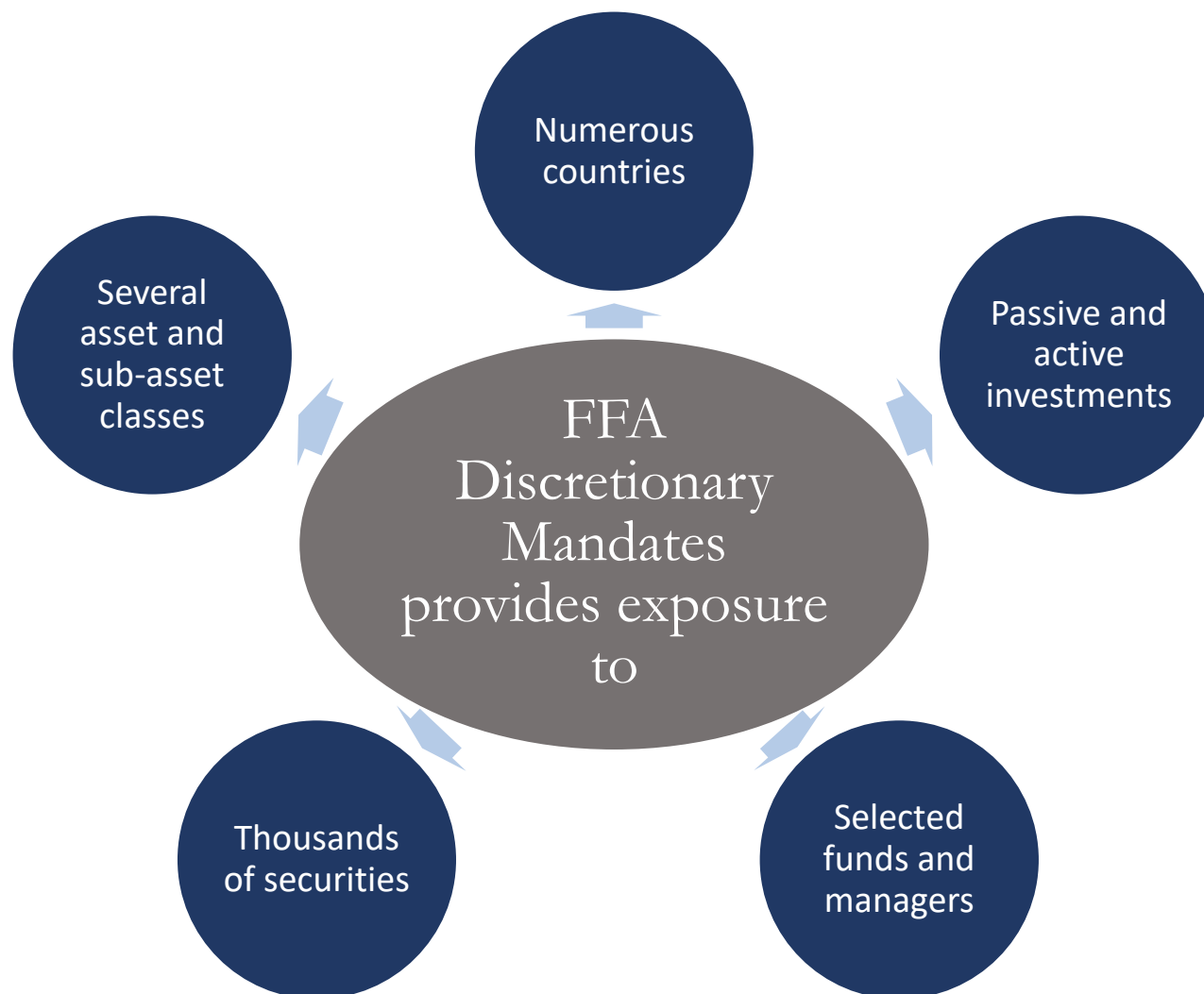
Benefits of Diversification



- U.S. Equity: S&P 500 Total Return Index
- Developed Market Equity: MSCI Daily TR Gross World
- Money Market Fund
- Emerging Markets Equity: MSCI Daily TR Gross EM
- International Bonds: JPM Global Aggregate Bond Index
- Gold: Gold Spot
- Diversified Portfolio is composed of 15% of the S&P500 TR, 25% of the MSCI Daily TR Gross World, 15% of the MSCI Daily TR Gross EM, 25% of the JPM Global Aggregate Bond Index, 5% of Gold, and 15% of Money Market Fund.

Benefits of Diversification

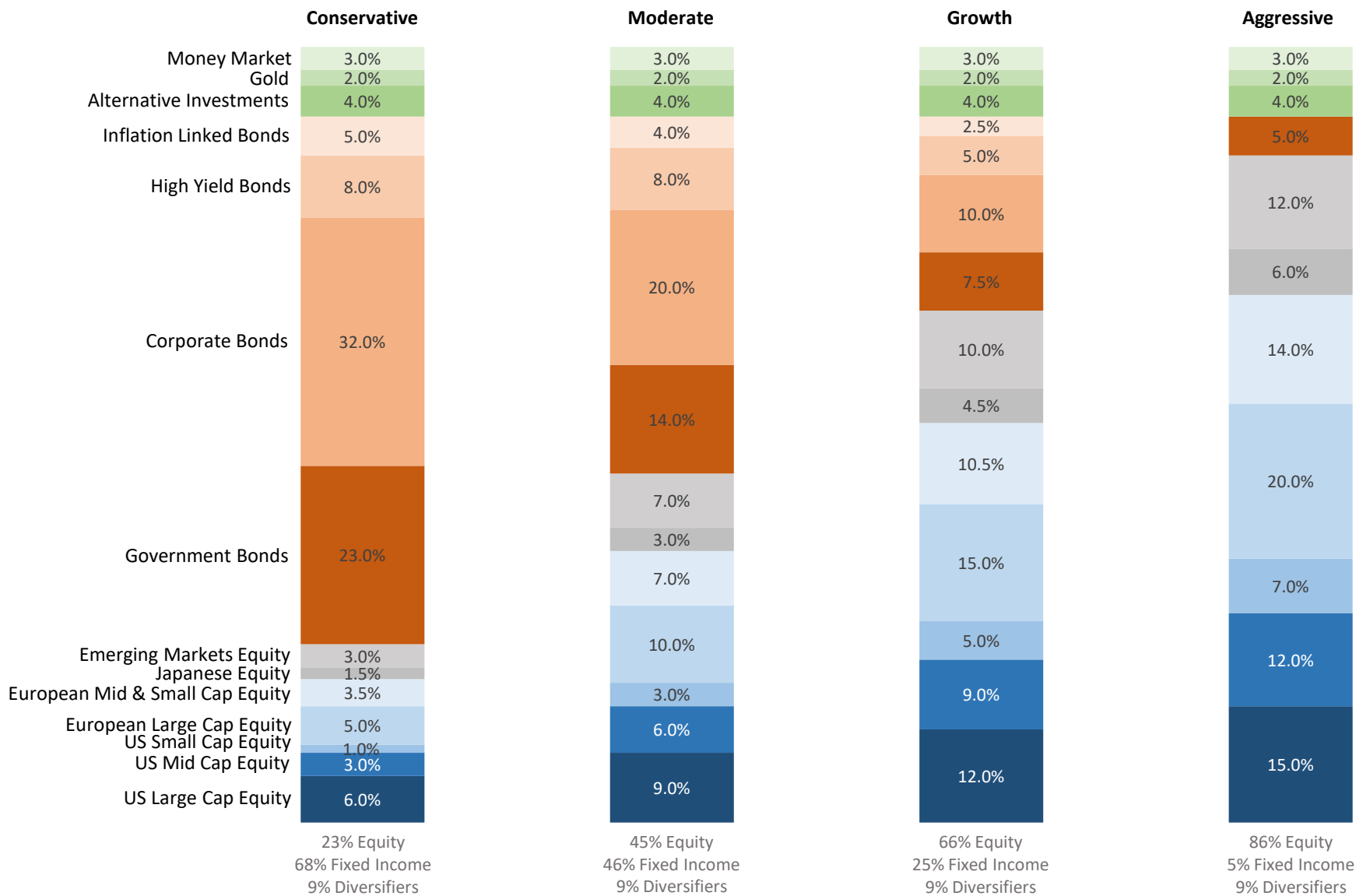




Investment Profiles

Investment Strategy	Investment Objective	Main financial instruments used
Conservative	Seeks capital gain consistent with a conservative level of volatility relative to other strategies	Fixed income investments represent the core holdings. Equity investments can be used to achieve moderate capital gains. Alternative investments, commodities, and money market investments can be used for diversification.
Moderate	Seeks capital gain consistent with a moderate level of volatility relative to other strategies	Fixed income and equity investments represent the core holdings. Alternative investments, commodities, and money market investments can be used for diversification.
Growth	Seeks capital gain consistent with a considerable level of volatility relative to other strategies	Equity investments represent the core holdings. Fixed Income investments can be used to achieve lower volatility. Alternative investments, commodities, and money market investments can be used for diversification.
Aggressive	Seeks capital gain consistent with an aggressive level of volatility relative to other strategies	Equity investments represent the core holdings. Fixed income, alternative investments, commodities, and money market investments can be used for diversification.

Asset Allocation by Strategy



Statistical Performance and Risk Analysis

Back-tested performance of the current allocations after fees:

As of 31/12/2018

	Conservative	Moderate	Growth	Aggressive
Target Annual Return	3.00%	4.00%	5.00%	6.00%
3Y Annualized Return	2.00%	2.77%	3.21%	4.01%
3Y Standard Deviation	3.56%	5.33%	6.93%	8.26%
3Y Sharpe Ratio	0.49	0.47	0.43	0.46
3Y Maximum Drawdown	-6.03%	-8.59%	-10.70%	-11.61%
5Y Annualized Return	1.79%	2.65%	3.26%	4.16%
5Y Standard Deviation	3.91%	5.73%	7.55%	9.00%
5Y Sharpe Ratio	0.39	0.42	0.40	0.43
5Y Max Drawdown	-6.03%	-8.59%	-11.42%	-13.11%

Target Annual Return: Target average annual return based on historical and forecasted asset class returns.

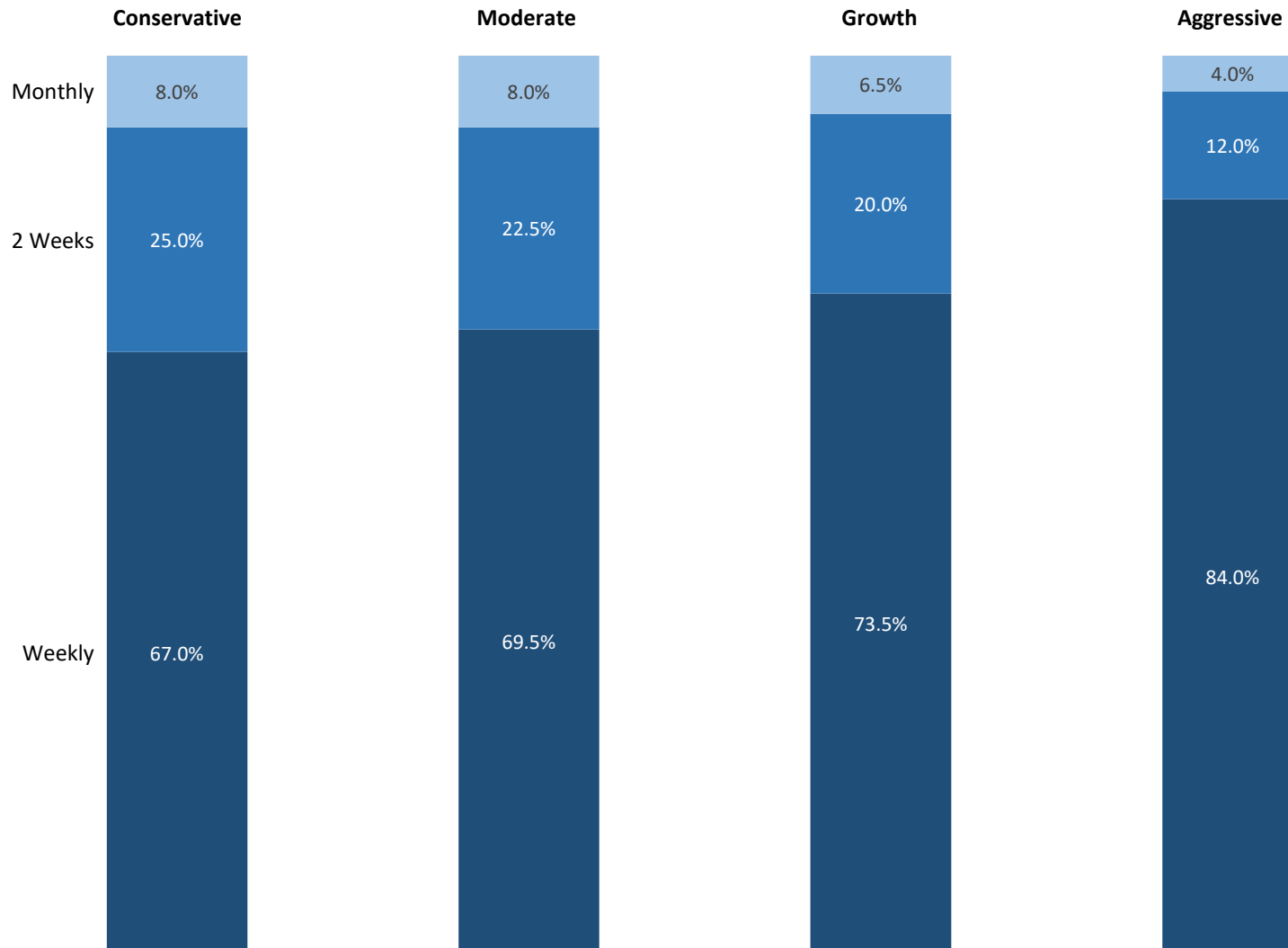
Annualized Return: The average amount of money earned by an investment each year over a given time period.

Standard Deviation: Standard deviation is known as historical volatility and is used by investors as a gauge for the amount of expected volatility.

Sharpe Ratio: Measurement of the approach's risk-adjusted performance.

Max Drawdown: The peak-to-trough decline during a specific record period of an investment.

Portfolio Liquidity by Strategy



Disclaimer

The information contained in this document is provided by FFA Private Bank s.a.l (“FFA”) and is to be used for informational purposes only. It does not constitute an offer, recommendation, solicitation to enter into any transaction, financial product, financial service, or adopt any investment strategy and should not be used as the basis for any investment decision. It has no regard to specific investment objectives, financial situation or particular needs of any specific recipient and it has not been prepared for any particular person or class of persons. In reaching an investment decision, you should seek professional financial, tax and legal advice and make your own independent assessment in the light of your personal circumstances. The Discretionary Mandates described in this document may not be suitable for all recipients. Although FFA makes reasonable efforts to provide accurate information and projections, it makes no representation or warranty as to the accuracy and completeness of this information and shall not have any liability for any representation (express or implied) regarding the information contained in or omitted from this document. Past performance is not necessarily indicative of future results, and FFA shall assume no responsibility or liability in this respect. Certain statements in this document constitute forward-looking statements or statements which may be deemed or construed to be forward-looking statements. These forward-looking statements involve, and are subject to known and unknown risks, uncertainties and other factors which could cause the actual results, performance (financial or operating) or achievements to differ from the future results, performance (financial or operating) or achievements expressed or implied by such forward-looking statements. Current performance may be lower or higher than the performance quoted. Markets can go up as well as down and an investor participating in the Discretionary Mandates may lose a substantial part of his investment. This document does not purport to be all inclusive or to contain all the information that a recipient may desire in his own evaluation of the investment decision. It is therefore subject to changes, corrections or amendments at any time without prior notice and FFA is under no obligation to update or keep current the information contained in this document or to separately inform the recipient. FFA does not assume any liability or responsibility for actions or decisions which the recipient might base on this document or any related information.

